


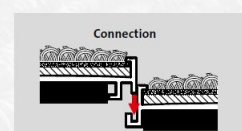
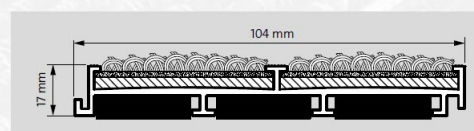
EMCO Aviator



Syncros Aviator is an all new aluminium entrance matting system designed to be as easy to install as laminate flooring. Aviator boast superior dirt removal properties but essentially stays looking great day after day, even after being walked over thousands of times - in airports, shopping centres etc.



emcoAVIATOR with Focus insert in grey.



Ribbed carpet
insert colours:



Anthracite Nr. 200
Light grey Nr. 220

Focus
insert colours:

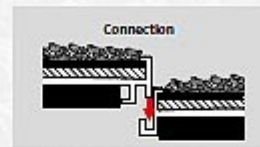


Anthracite Nr. 25.01
Grey Nr. 25.02

EMCO Aviator

Overview of technical data

The particularly wide and heavy-duty profile of the new emcoAVIATOR mat gives it excellent dirt removal properties and makes the system the perfect solution for heavily frequented areas. For an individual look, two different insert types with four colours are available to choose from.



Ribbed carpet Insert colours:



Anthracite
Nr. 200



Light grey
Nr. 220

Focus Insert colours:



Anthracite
Nr. 25.01



Grey
Nr. 25.02

Installation guide

Even the installation process makes emcoAVIATOR an impressive choice. Its double profile and practical connection method ensures that it can be laid easily, quickly and with precision. An even, flat mat well is required for installation.



The mats can be easily cut to size on site using a jigsaw and adjusted to suit the area in which they are being installed.




Thanks to a practical connection method, it's easy to join together the individual modules and press them into place – where they'll stay permanently attached.



The results are plain to see: emco AVIATOR not only looks perfect, but also proves its worth through the dirt removal properties it demonstrates on a daily basis.

emco adjustment profile

The emco adjustment profile is made of solid rubber and can be cut to size and glued to the mat profile – allowing the mat to be adapted perfectly to suit the mat well.



Overview of dimensions

Profile	Profile length	Height	Width
Profile dimensions	1.500 mm	17 mm	104 mm
	2.200 mm		
PVC adjustment profile dimensions	Approx. 1550 mm	50 mm can be cut to size	
	Approx. 2300 mm		