

INTRAFORM DM

Heavy Duty Primary Entrance matting plank system available in stock or to order from Syncros in LP 12mm and 18mm profiles


INTRAFORM DM

INTRAFORM DM is a Heavy Duty aluminium plank system which is available in stock (polypropylene textile) from Syncros on same day collection or next day delivery. Available in 12mm or 18mm gauges INTRAFORM offers excellent performance and longevity in high traffic areas as Double Module of single module options.


Made from 100% recycled aluminium and 100% Econyl Fibre (Premier & Elite). The product is both DDA compliant and suitable for wheelchair access.

INTRAFORM is a closed construction product making it easy to clean and maintain with a range of inserts and colour choices available making it a truly versatile entrance matting solution.

PROFILE





A	19mm	1	Finished Floor surface
B	16.5mm	2	Recessed matwell frame
C	66.4mm Module	3	Levelling latex to matwell base
D	132.8mm Plank Size	4	Screed sub-floor
		5	Screw fixings



For further information please contact us on:

United Kingdom : 01234 314314 | sales@syncros.co.uk | www.syncros.co.uk
Syncros, 19 Triumph Way, Woburn Road Industrial Estate, Kempston, Bedford, MK42 7QB



Key Features


- Heavy Duty Primary Entrance Matting
- Premier & Elite are 100% ECONYL® yarn
- Choice of 15 Colours
- 10 Year Warranty
- Available in LP 12mm or 18mm
- Polypropylene, Polyamide or Rubber infill choices
- Also available is Single Module

Benefits


- Surface Mounted or in a mat well
- Easy Installation - Like laminate floor
- Same day collection - Polypropylene textile
- Next Day Delivery
- Logo or mix coloured designs
- Exceptionally hard wearing & durable
- Closed construction - easy to clean & maintain

Colours

INSERTS - Zone 1




Linear Polypropylene



INSERTS - Zone 2

Elite Polyamide



Select Polyamide



Premier Polyamide



Product Specifications

Product Reference	INTRAform DM Low Profile Entrance Matting
Strength Rating	High - suitable for areas with heavy foot and wheeled traffic
Zonal Location	Use Zone 1 inserts for external areas Use Zone 2 inserts for internal areas Combination Zone 1 & 2 inserts can be specified for dual performance Surface mounted applications with use of ramped edging
Construction	100% recycled aluminium construction. Closed construction Interlocking Plank system.
Typical Application	High Traffic locations such as Shopping Centres, Commercial Offices, retail stores etc

Design Options	Wide range of design options available Bespoke anodised to special order
Weight	10.5kg/m2
Matwell Framing	INT014
Slip Rating	Will vary with insert, in excess of PTV 38
Warranty	10 years
Sustainability	100% recycled aluminum. All inserts recyclable/re-usable 100% Econyl Fibre (Premier and Elite)

For further information please contact us on:

United Kingdom : 01234 314314 | sales@syncros.co.uk | www.syncros.co.uk
Syncros, 19 Triumph Way, Woburn Road Industrial Estate, Kempston, Bedford, MK42 7QB

